



GUJCOT TRADE ASSOCIATION

MONTHLY PRESSING REPORT APR-2019

Dear All Cotton Friends,


Gujcot has collected pressing figures from all ginners and compiled data to serve whole trade. In this mission we get valuable support from many of our trade personalities. We Gujcot team is very thankful to all helping hands, who worked directly or indirectly, with their valuable support, we are able to put real time pressing figures. We thank all Gujarat Ginners for their cooperating with Gujcot team to share their pressing figures. We hope the whole Textile value Chain will be benefitted by these data and will help us in future to achieve our goal to serve our cotton trade.

Report Sponsors:

Click on Sponsor's Logo to visit Sponsor's Website

LDC. **Louis Dreyfus Company**

Louis Dreyfus Company



Jaydeep Cotton Fibres Pvt. Ltd



glossy
C O T T E X



GUJCOT TRADE ASSOCIATION

MONTHLY PRESSING REPORT APR-2019

Summary

- During the month of April Gujarat has pressed 8,57,982 Running Bales of Shankar 6 and 30,937 Running Bales of V-797. So the statistical bales of 170 Kgs. was 8,17,606 Bales of Shankar 6 and 29,481 Bales of V-797.
- Cumulative Pressing till 30th April is 85,93,787 Bales (Shankar 6 83,73,884 Bales and V-797 2,19,903 Bales), which is equivalent to total 81,89,373 Bales of 170 Kgs. (Shankar 6 79,79,819 Bales and V-797 2,09,555 Bales).
- Average per day Pressing was 29,631 Running Bales and 28,236 Bales 170 Kgs. for 30 days.
- Some new ginnings were reported first time in April with total pressing of 1,43,970 Bales of 170 Kg. By deducting their October to March pressing of 1,20,000 bales actual daily pressing of April 2019 was 24,233 bales of 170 Kg.
- During the month of April Total active ginning factories were 448 (Saurashtra 283, North Gujarat 133, Main Line 19 and Kutch 13).

Ginning Factories are closing their operation due to lower arrivals

Gujarat ginnerers are holding handsome quantity of cotton stock.

Now onwards more and more ginning will close their operation for the season as arrivals continue declining.



GUJCOT TRADE ASSOCIATION

MONTHLY PRESSING REPORT APR-2019

Gujcot Trade Association

Gujarat Pressing Summary 30-April-2019

| 2018-19 | CUMULATIVE PRESSING (IN 170 Kgs) | | | | | |
|---------------|----------------------------------|------------------|------------------|--------------------------|--------------------------|------------------------|
| | Apr-18 | Mar-19 | Apr-19 | M/M Change (In Bales) | Y/Y Change (In Bales) | Y/Y Change (In %) |
| Shankar 6 | | | | | | |
| Saurashtra | 60,74,661 | 41,25,034 | 45,98,842 | 4,73,808 | -14,75,819 | -24.29% |
| North Gujarat | 30,99,458 | 22,85,904 | 25,70,483 | 2,84,678 | -5,28,976 | -17.07% |
| Main Line | 4,94,844 | 4,79,530 | 5,10,262 | 30,732 | 15,418 | 3.12% |
| Kutch | 3,25,010 | 2,71,845 | 3,00,233 | 28,388 | -24,777 | -7.62% |
| Total | 99,93,973 | 71,62,212 | 79,79,819 | 8,17,606 | -20,14,155 | -20.15% |
| V-797 | 2,05,733 | 1,80,073 | 2,09,555 | 29,481 | 3,821 | 1.86% |
| Total | 1,01,99,707 | 73,42,286 | 81,89,373 | 8,47,088 | -20,10,333 | -19.71% |

Remark : Daily Pressing Average 29,631 Running Bales - 28,236 170 Kg Bales

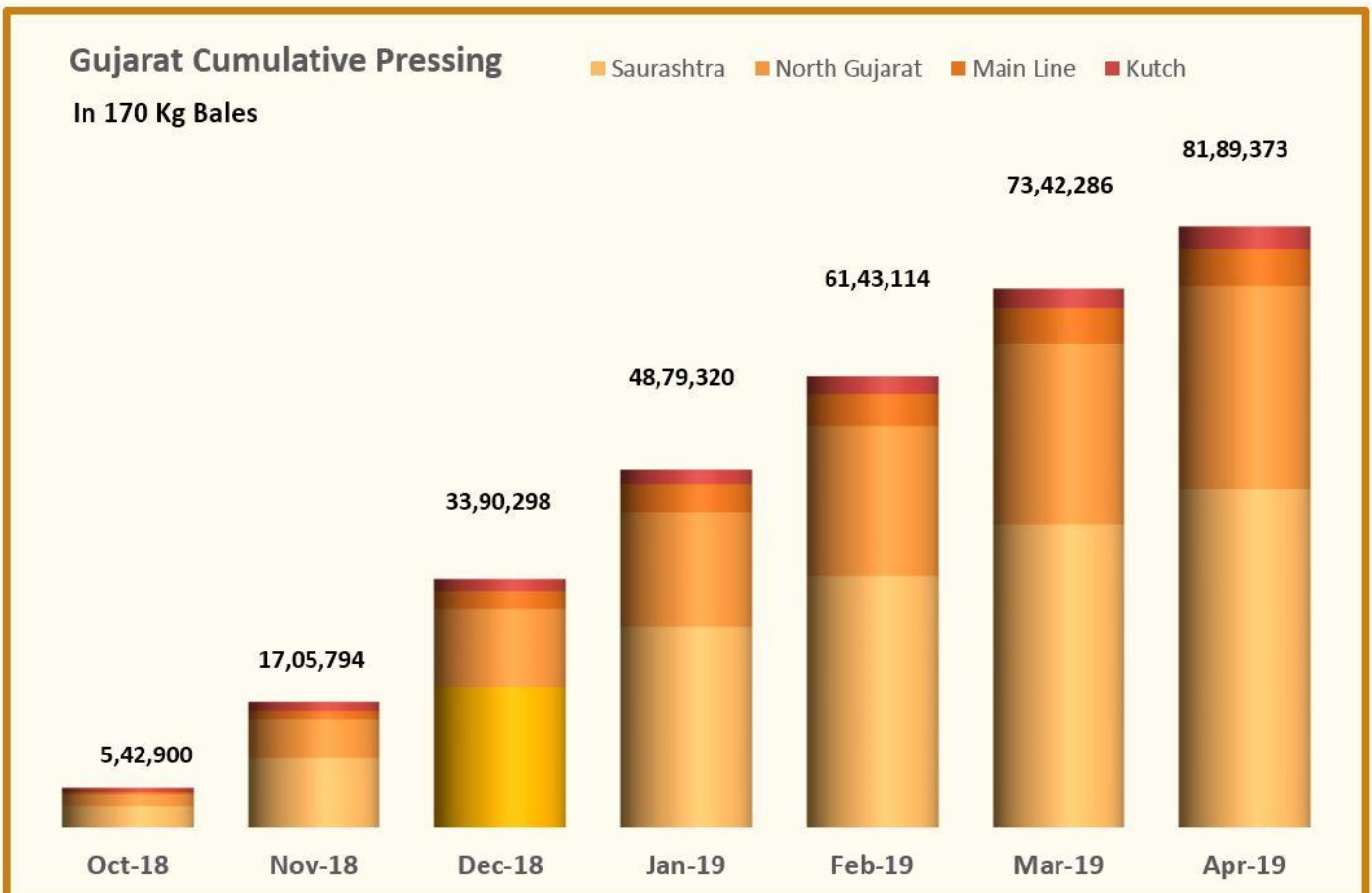
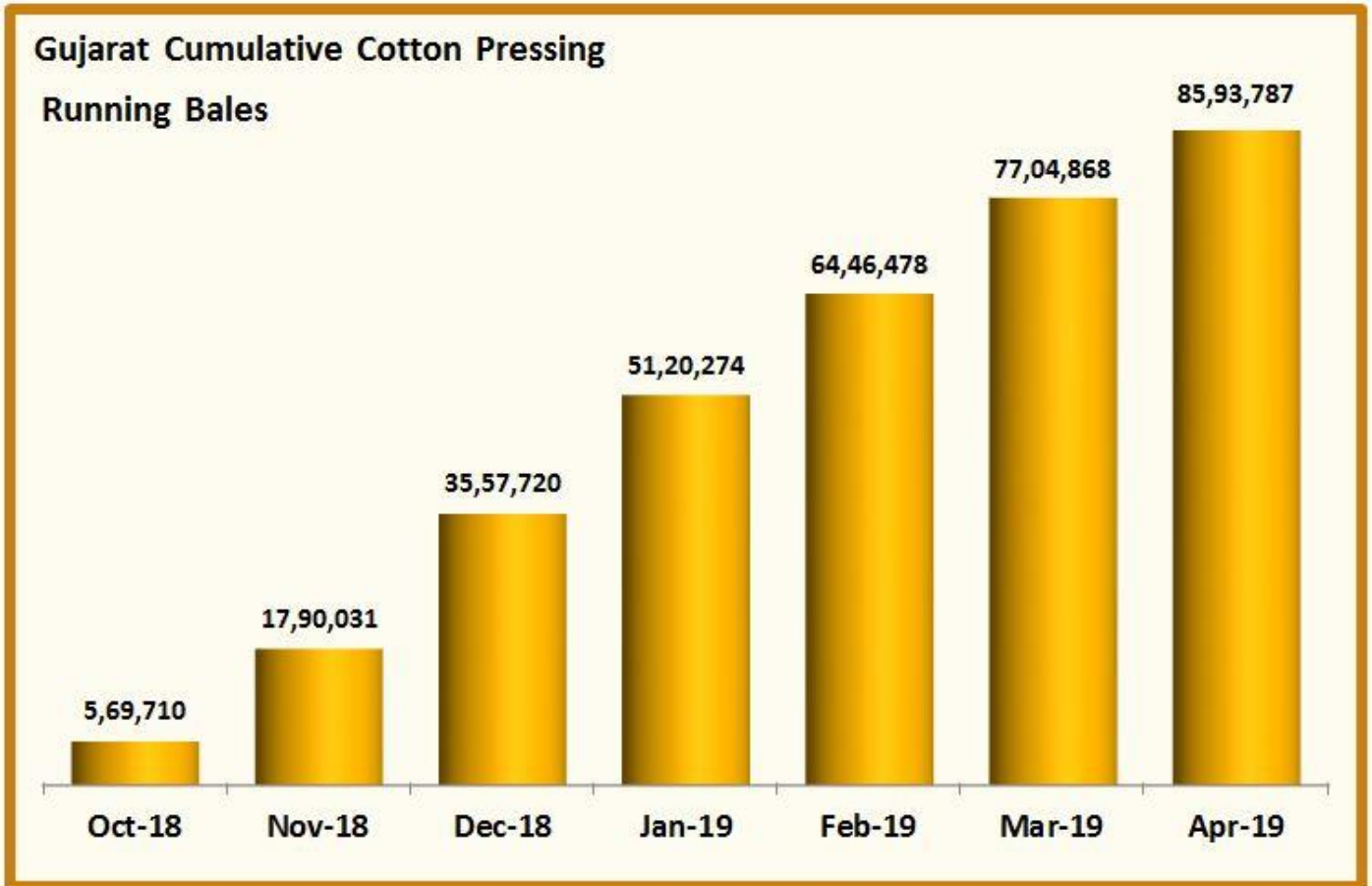
Running Bales Pressing

| ZONE | As on 30th April-2019 | | | During Apr-2019 | | |
|---------------|-----------------------|-----------------|------------------|-----------------|---------------|-----------------|
| | Shankar 6 | V-797 | Total | Shankar 6 | V-797 | Total |
| Saurashtra | 48,25,945 | 8,000 | 48,33,945 | 4,97,206 | 1,600 | 4,98,806 |
| North Gujarat | 26,97,420 | 2,09,703 | 29,07,123 | 2,98,736 | 27,937 | 3,26,673 |
| Main Line | 5,35,460 | | 5,35,460 | 32,250 | | 32,250 |
| Kutch | 3,15,059 | 2,200 | 3,17,259 | 29,790 | 1,400 | 31,190 |
| Total | 83,73,884 | 2,19,903 | 85,93,787 | 8,57,982 | 30,937 | 8,88,919 |



GUJCOT TRADE ASSOCIATION

MONTHLY PRESSING REPORT APR-2019

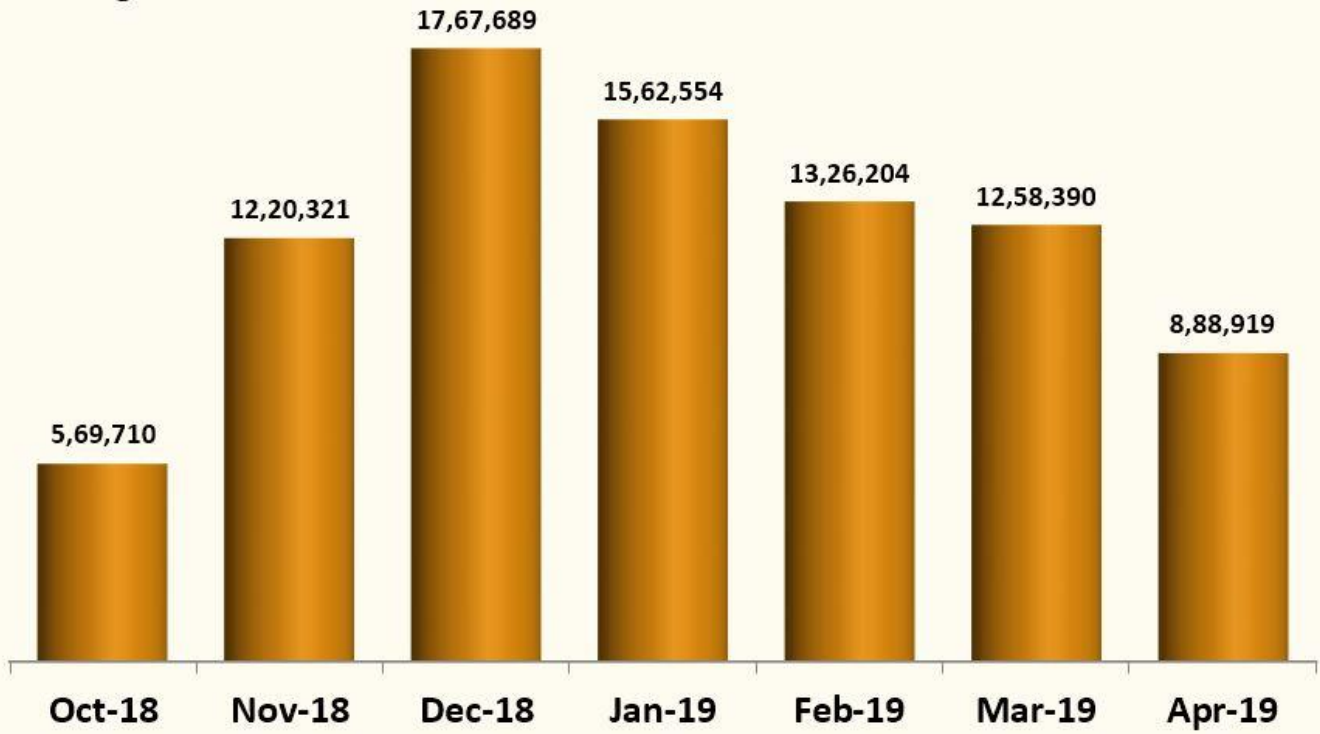




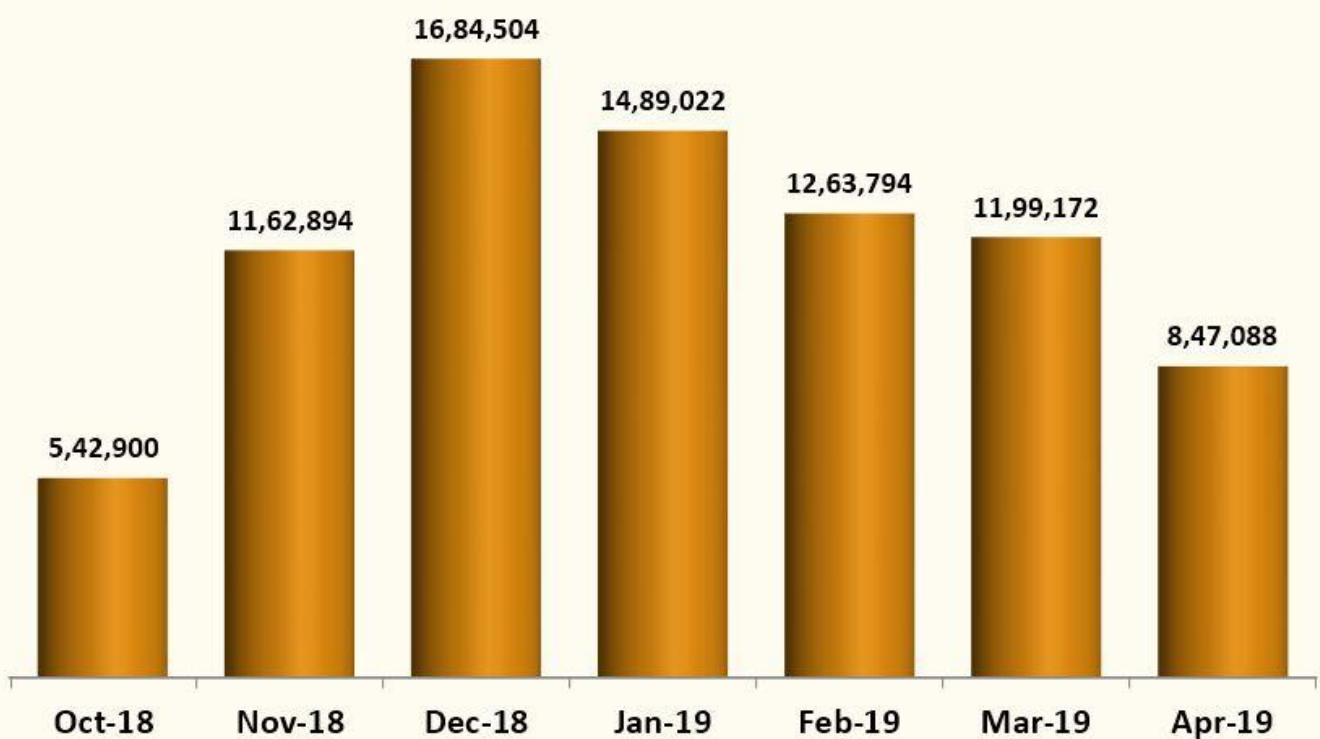
GUJCOT TRADE ASSOCIATION

MONTHLY PRESSING REPORT APR-2019

Gujarat Monthly Cotton Pressing Running Bales



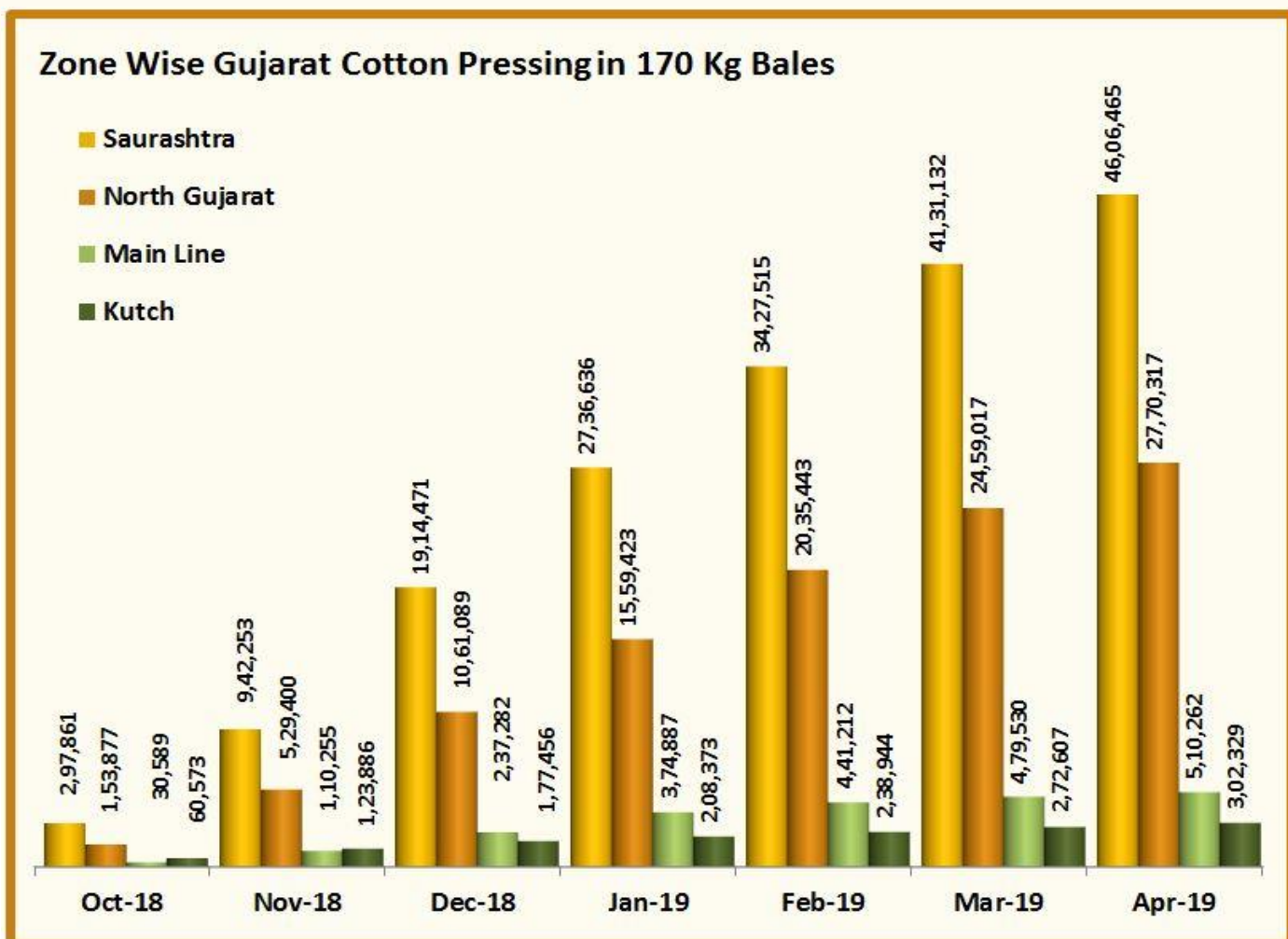
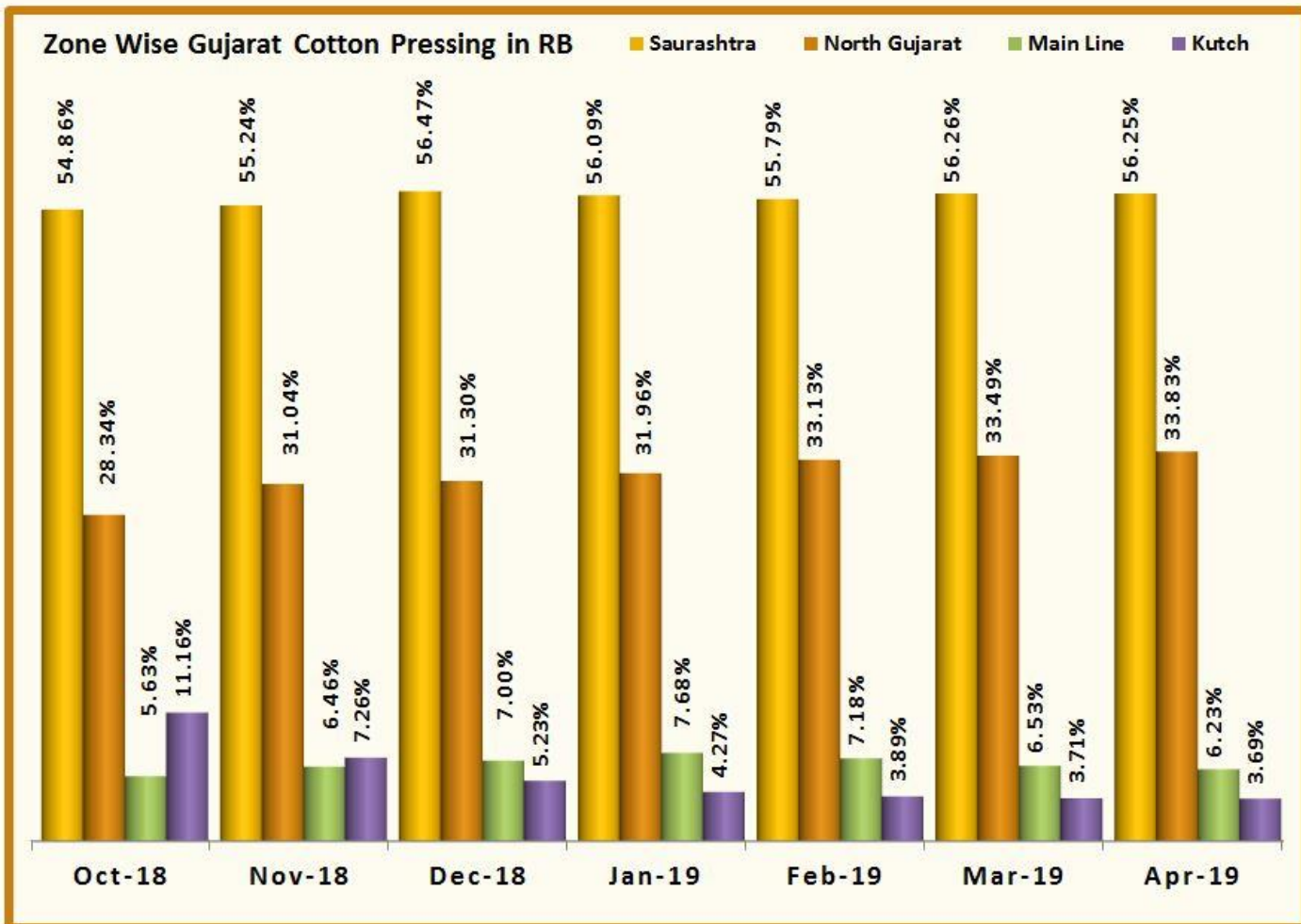
Gujarat Monthly Cotton Pressing 170 Kg Bales





GUJCOT TRADE ASSOCIATION

MONTHLY PRESSING REPORT APR-2019





GUJCOT TRADE ASSOCIATION

MONTHLY PRESSING REPORT APR-2019

| Saurashtra | | | | |
|--------------------|------------------|------------------|-----------------|--------------------|
| Station | Mar-19 | Apr-19 | MoM Change | Fact. In Operation |
| Amreli | 2,07,200 | 2,36,200 | 29,000 | 13 |
| Babra | 1,96,700 | 2,11,400 | 14,700 | 13 |
| Botad | 4,06,300 | 4,60,700 | 54,400 | 39 |
| Chotila | 95,789 | 1,04,404 | 8,615 | 3 |
| Chuda | 20,000 | 22,300 | 2,300 | 2 |
| Damnagar | 6,300 | 6,300 | | |
| Dhasa | 3,33,300 | 3,58,400 | 25,100 | 23 |
| Dhoraji-Upleta | 64,500 | 71,500 | 7,000 | 2 |
| Dhrangadhra-Halvad | 2,29,200 | 2,47,700 | 18,500 | 9 |
| Gariyadhar | 44,000 | 49,000 | 5,000 | 4 |
| Gondal | 2,18,250 | 2,42,700 | 24,450 | 14 |
| Jamkandorna | 15,100 | 15,700 | 600 | 2 |
| Jamnagar-Falla | 2,98,775 | 3,37,300 | 38,525 | 19 |
| Jasdan | 1,84,500 | 2,18,700 | 34,200 | 13 |
| Jetpur | 39,500 | 49,750 | 10,250 | 2 |
| Kuvadava | 34,700 | 38,200 | 3,500 | 2 |
| Lakhtar | 27,600 | 30,600 | 3,000 | 3 |
| Limbdi | 55,300 | 60,600 | 5,300 | 4 |
| Mahuva | 1,15,100 | 1,27,100 | 12,000 | 7 |
| Manavadar | 2,34,725 | 2,60,841 | 26,116 | 32 |
| Morbi | 1,14,400 | 1,26,900 | 12,500 | 5 |
| Palitana | 18,200 | 18,500 | 300 | 1 |
| Porbandar | 6,900 | 7,600 | 700 | 2 |
| Rajula | 40,800 | 47,300 | 6,500 | 3 |
| Savarkundala | 17,600 | 19,600 | 2,000 | 1 |
| Shapar | 1,69,000 | 1,86,400 | 17,400 | 7 |
| Surendranagar | 1,99,200 | 2,14,200 | 15,000 | 4 |
| Talaja | 1,31,000 | 1,39,500 | 8,500 | 13 |
| Tankara-Neknam | 3,09,850 | 3,51,850 | 42,000 | 20 |
| Targhadi | 1,56,200 | 1,75,800 | 19,600 | 8 |
| Tramba-Sardhar | 39,000 | 42,000 | 3,000 | 1 |
| Una | 53,400 | 56,300 | 2,900 | 4 |
| Wankaner | 2,52,750 | 2,98,600 | 45,850 | 8 |
| TOTAL | 43,35,139 | 48,33,945 | 4,98,806 | 283 |



GUJCOT TRADE ASSOCIATION

MONTHLY PRESSING REPORT APR-2019

| North Gujarat | | | | |
|--------------------|------------------|------------------|-----------------|--------------------|
| Station | Mar-19 | Apr-19 | MoM Change | Fact. In Operation |
| Visnagar | 1,45,700 | 1,59,500 | 13,800 | 6 |
| Vijapur-Mansa | 3,78,500 | 4,97,700 | 1,19,200 | 23 |
| Harij | 1,97,990 | 2,23,599 | 25,609 | 11 |
| Radhanpur | 48,614 | 50,214 | 1,600 | 1 |
| Idar-Sabarkantha | 16,580 | 17,305 | 725 | 2 |
| Idar-Raiya | | | | |
| Himmatnagar | 64,064 | 65,864 | 1,800 | 2 |
| Vadali-Sadatpura | 12,041 | 9,000 | -3,041 | |
| Khedbrahma | | | | |
| Kapadwanj | 40,000 | 44,000 | 4,000 | 1 |
| Viramgam | 90,200 | 99,140 | 8,940 | 8 |
| Kadi | 14,52,053 | 15,74,990 | 1,22,937 | 60 |
| Mandal-Bahucharaji | 47,373 | 50,523 | 3,150 | 2 |
| Bavla | 8,250 | 9,950 | 1,700 | 2 |
| Dholka | 23,850 | 34,400 | 10,550 | 4 |
| Dhandhuka | 46,390 | 56,393 | 10,003 | 10 |
| Talod | 8,845 | 14,545 | 5,700 | 1 |
| TOTAL | 25,80,450 | 29,07,123 | 3,26,673 | 133 |



Jaydeep Cotton Fibres Pvt. Ltd



GUJCOT TRADE ASSOCIATION

MONTHLY PRESSING REPORT APR-2019

| Main Line | | | | |
|--------------|-----------------|-----------------|---------------|--------------------|
| Station | Mar-19 | Apr-19 | MoM Change | Fact. In Operation |
| Karjan | 98,810 | 1,07,310 | 8,500 | 2 |
| Dabhoi | 6,500 | 7,500 | 1,000 | 1 |
| Golagamdi | 9,000 | 9,000 | | |
| Handod | 47,600 | 49,400 | 1,800 | 1 |
| Bodeli | 99,400 | 1,01,200 | 1,800 | 3 |
| Kosindra | 27,000 | 27,700 | 700 | 1 |
| Pavijetpur | 19,000 | 20,000 | 1,000 | 1 |
| Kaledia | 1,07,500 | 1,21,800 | 14,300 | 5 |
| Palej | 18,700 | 21,200 | 2,500 | 2 |
| Bharuch | 5,000 | 5,000 | | |
| Mandala | 30,000 | 30,000 | | |
| Nizar | 15,000 | 15,000 | | |
| Hansot | 4,100 | 4,200 | 100 | 1 |
| Badalpur | 8,500 | 8,500 | | |
| Sinor | 6,000 | 6,000 | | |
| Olpad | 1,100 | 1,200 | 100 | 1 |
| Valiya | | 450 | 450 | 1 |
| TOTAL | 5,03,210 | 5,35,460 | 32,250 | 19 |

| Kutch | | | | |
|--------------|-----------------|-----------------|---------------|--------------------|
| Station | Mar-19 | Apr-19 | MoM Change | Fact. In Operation |
| Abdasa | 12,000 | 12,500 | 500 | 1 |
| Anjar | 1,81,029 | 2,00,864 | 19,835 | 6 |
| Bhuj | 44,040 | 49,495 | 5,455 | 3 |
| Mandvi | 36,800 | 40,800 | 4,000 | 2 |
| Nakhatrana | | | | |
| Rapar | 12,200 | 13,600 | 1,400 | 1 |
| TOTAL | 2,86,069 | 3,17,259 | 31,190 | 13 |



GUJCOT TRADE ASSOCIATION

MONTHLY PRESSING REPORT APR-2019

Again Team Gujcot thanks our direct and indirect helpers.

For Data Collection

We are thankful to

Shri Manishbhai - Anjar

Shri Mukeshbhai Purohit

Nileshbhai - Manager SGA

Premjibhai - Manavadar

Kalpeshbhai - Manager

Gujcot Trade Association

For Data Verification

We are thankful to

Shri Jatinbhai - Vijapur

Shri Sujalbhai

Shri Pravinbhai

Shri Jagdishbhai Soni

Shri Chetanbhai Shree Gita Group -
Morbi

Shri Kishorbhai - Talaja

Shri Jaytibhai - Botad

Once again thanks to whole Gujarat Cotton value chain for their co-operation.

For, Gujcot Trade Association

Akash Shah

[President]

For, Gujcot Trade Association

Ajay Shah

[Secretary]

Report Sponsors:

[Click on Sponsor's Logo to visit Sponsor's Website](#)

LDC. Louis Dreyfus Company



Jaydeep Cotton Fibres Pvt. Ltd

